



(1) **Supplementary EU - Type Examination Certificate No.5**

(2) **Component Intended for use on/in an Equipment or Protective System
Intended for use in Potentially Explosive Atmospheres
(Directive 2014/34/EU)**

(3) EU - Type Examination Certificate number:

FTZÚ 14 ATEX 0032U

(4) Product: **Terminal blocks type:
AVK*; AVKY*; PYK*; PYKM*; PYKMR 2,5; PIK*; WGO*; WGL 1; WGO PB 6; PB***

(5) Manufacturer: **Klemsan Elektrik Elektronik San ve Tic. A.Ş.**

(6) Address: **Kızılızüm Mah.Kızılızüm Cad.No:15; 35730- Kemalpaşa; İZMİR; Turkey**

(7) This supplementary certificate extends EC - Type Examination Certificate No. FTZÚ 14 ATEX 0032U to apply to products designed and constructed in accordance with the specification set out in the Schedule of the said certificate but having any variations specified in the Schedule attached to this certificate and the documents therein referred to.

(8) The Physical-Technical Testing Institute, Notified Body number 1026, in accordance with Articles 17 of Directive 2014/34/EU of the European Parliament and of the Council, dated 26.02.2014, certifies that this product, as modified by this supplementary certificate, has been found to comply with the Essential Health and Safety Requirements relating to the design and construction of products intended for use in potentially explosive atmospheres given in Annex II to the Directive.

(9) In accordance with Article 41 of Directive 2014/34/EU, EC-Type Examination Certificates referring to 94/9/EC that were in existence prior to the date of application of 2014/34/EU (20.04.2016) may be referenced as if they were issued in accordance with Directive 2014/34/EU. Supplementary Certificates to such EC-Type Examination Certificates, and new issues of such certificates, may continue to bear the original certificate number issued prior to 20.04.2016.

(10) Compliance with the Essential Health and Safety Requirements has been assured by compliance with:

EN IEC 60079-0:2018; EN 60079-7:2015+A1:2018


If the sign "X" is placed after the certificate number, it indicates that the product is subject to Specific Conditions of Use specified in the schedule to this certificate.

(11) The marking of the product shall include the following:

 **II 2G Ex eb IIC Gb**

(12) This certificate is valid till: **30.06.2030**

Responsible person:


Dipl. Ing. Lukáš Martinák
Head of Certification Body



Date of issue: 20.06.2025

Page: 1/4

This certificate is granted subject to the general conditions of the FTZÚ, s.p.
This certificate may only be reproduced in its entirety and without any change, schedule included.



Physical-Technical Testing Institute
Ostrava - Radvanice

(13)

Schedule

(14) **Supplementary EU - Type Examination Certificate No. 5
to FTZÚ 14 ATEX 0032U**

(15) Description of the variation to the Ex-component:

The subject of this supplementary certificate is:

- Extension of certificate validity.

Technical parameters and construction of the component remain unchanged.

Technical parameters of terminals block:

Terminal block type	Rated cross section [mm ²]	Range of cross section [mm ²]	Max. current in case of rated cross-section [A]	Rated voltage [V]	Resistance of terminal block in case of rated cross-section [mΩ]
AVK 4R	4	0.5-6	28	630	0.38
AVK 4CC	4	0.5-6	28	500	0.49
AVK 4CE	4	0.5-6	28	500	0.4
AVK 10RD4	10 / 4	1.5-16	43	500	0.3
AVK 25 RD	25	1.5-35	89	630	0.21
AVK 35 RDS / AVK 35 RDS NM	35	6-50	111	800	0.12
AVK 35 IRDS	35	6-50	111	800	0.12
AVK 70 RD	70	16-70	162	630	0.1
AVKY 4	4	0.5-6	28	630	0.24
AVKY 6	6	0.5-10	36	500	0.65
AVKY 10	10	1.5-16	50	500	0.41
PYK 1,5	1.5	0.5-2.5	15	630	0.62
PYK 1,5M	1.5	0.5-2.5	15	500	0.62
PYK 1,5 MC	1.5	0.5-2.5	15	500	0.66
PYK 1,5 ME	1.5	0.5-2.5	15	500	0.63
PYK 2,5C	2.5	0.5-4	21	630	0.46
PYK 2,5E	2.5	0.5-4	21	630	0.44
PYKM 2,5	2.5	0.5-4	21	630	0.43
PYKMR 2,5	2.5	0.5-4	21	630	0.43
PB 6	6	0.5-6	36	630	0.4
PB 6K	6	0.5-6	36	630	0,4
PIK 2,5NK	2.5	0.5-4	19	400	1.1
PIK 4NK / PIK 4NK NM	4	0.5-6	26	320	0.73
PIK 10N	10	1.5-16	50	500	0.36

Responsible person:


Dipl. Ing. Lukáš Martinák
Head of Certification Body



Date of issue: 20.06.2025

Page: 2/4

This certificate is granted subject to the general conditions of the FTZÚ, s.p.
This certificate may only be reproduced in its entirety and without any change, schedule included.



Physical-Technical Testing Institute
Ostrava - Radvanice

(13)

Schedule

(14) **Supplementary EU - Type Examination Certificate No. 5
to FTZÚ 14 ATEX 0032U**

(15) Description of the variation to the Ex-component: - continuation

Technical parameters of terminals block: - continuation


Terminal block type	Rated cross section [mm ²]	Range of cross section [mm ²]	Max. current in case of rated cross-section [A]	Rated voltage [V]	Resistance of terminal block in case of rated cross-section [mΩ]
WGO 2N	10	1.5-16	50	400	0.27
WGO 4 / WGO 4 NM	6	0.5-10	36	400	0.44
WGL 1	6	0.5-10	36 / 36 with IZUK jumper	400	0.6
WGO PB 6 / WGO PB 6 NM	6	0.5-6	36	630	0.56
WGO Y6	6	0.5-10	36 / 36 with IZUK jumper	500	0.63
WGO YD6	6	0.5-10	36 / 36 with IZUK jumper	500	0.58

Temperature rises in case of max. current and nominal cross section did not exceed 40K.

Technical parameters of earth terminals block:

Terminal block type	Rated cross section [mm ²]	Range of cross section [mm ²]
AVK 2,5-4TK / AVK 2,5-4TK NM	4	0.5-6
AVK 10TRD4	10 / 4	1.5-16
AVK 10TK / AVK 10TK NM	10	1.5-16
AVK 35T RDS / AVK 35T RDS NM	35	6-50
AVK 35T IRDS	35	6-50
PYK 1,5T	1.5	0.5-2.5
PYK 1,5MT	1.5	0.5-2.5
PYK 1,5 MCT	1.5	0.5-2.5
PYK 1,5 MET	1.5	0.5-2.5
PYK 2,5CT	2.5	0.5-4
PYK 2,5ET	2.5	0.5-4
PYKM 2,5T	2.5	0.5-4
PB 6T	6	0.5-6
PIK 2,5NT	2.5	0.5-4
PIK 4NT	4	0.5-6

Responsible person:


Dipl. Ing. Lukáš Martinák
Head of Certification Body



Date of issue: 20.06.2025

Page: 3/4

This certificate is granted subject to the general conditions of the FTZÚ, s.p.
This certificate may only be reproduced in its entirety and without any change, schedule included.



**Physical-Technical Testing Institute
Ostrava - Radvanice**

(13)

Schedule

(14) **Supplementary EU - Type Examination Certificate No. 5
to FTZÚ 14 ATEX 0032U**

(16) Report Number: 14/0032/04

(17) Schedule of Limitations:

1. Allowed service temperature range is:
From -60 °C to +85 °C.
Terminal blocks type * NM: from -60°C to +100°C.
2. Sliding bridge of terminals type WGO PB6 (NM), WGO 2N; WGO4 (NM); WGO Y6 shall be tightened down properly and shall be in connected position. Disconnection of sliding bridge is possible only in case of absence of any hazardous atmosphere. Slide Bridge of terminal WGL1, shall be tightened down properly to fix IZUK jumper. Disconnection of sliding bridge from jumper is possible only in case of absence of any hazardous atmosphere.
3. The terminal blocks shall be mounted in enclosures that meet the requirements of an approved type of protection as specified in EN IEC 60079-0:2018.
4. When installed terminals in an enclosure designed to increased safety "e" type of protection as specified in EN 60079-7, the clearance and creepage distance shall be duly considered.
5. Further information - see Instruction Manual No. Ex-0032-UM 01 dated 24.06.2020.


(18) Essential Health and Safety Requirements:

Compliance with the Essential Health and Safety Requirements is covered by standards mentioned in clause (10) of this supplementary certificate.

(19) Drawings and Documents:

No additional documents to those listed in Supplementary EU - Type Examination Certificate No. 4 to FTZÚ 14 ATEX 0032U.

Responsible person:


Dipl. Ing. Lukáš Martinák
Head of Certification Body



Date of issue: 20.06.2025

Page: 4/4